

Prayer and Liturgy Policy

St Francis Xavier Catholic Primary School



ST FRANCIS XAVIER
CATHOLIC PRIMARY
SCHOOL

Approved by:	Local Governing Body	Date: September 2025
Last reviewed on:	September 2025	
Next review due by:	September 2026	

Contents

1. Aims of Prayer and Liturgy.....	2
2. Legal Requirements.....	3
3. What is Prayer and Liturgy?.....	3
4. The Place of Prayer and Liturgy in the Life of our School and Community.....	3
5. Expectations for our school community.....	6
6. Policy Monitoring and Review.....	8
7. Communication.....	8
8. Links to other Policies.....	8
9. GDPR.....	9
10. Safeguarding.....	9

Mission Statement

‘Jesus holds us in the palm of his hand’.

This policy is rooted in the guidance written by the Bishops' Conference of England and Wales in *To Love You More Deeply: The Prayer & Liturgy Directory for Catholic Schools, Academies and Colleges in England and Wales* (2023). It affirms that prayer and liturgy are at the heart of Catholic education, forming pupils in faith, shaping their spiritual lives, and nurturing their relationship with Christ.

1. Aims of Prayer and Liturgy

At St Francis Xavier Catholic Primary School, we aim to provide quality prayer and liturgy to which pupils respond well and participate in. We believe that prayer and liturgy in our school community will provide a variety of opportunities to deepen our relationships with God and develop the following:

- foster a living relationship with God through daily prayer, liturgy, and sacramental life;
- contemplate the mystery of God;
- unite our worshipping Eucharistic community through prayer and liturgy that is integrated into the rhythm of school life, ensuring pupils experience the richness of the Catholic faith and traditions;
- support the mission of the Church by enabling the formation of pupils as disciples who live out their Gospel Values;
- develop the necessary skills of reverence, contemplation, reflection, interpretation, empathy;
- meditation which will enable our relationships with God to be deepened;
- provide inclusive opportunities for prayer and liturgy that respect the age, ability, and background of each child.

Full participation in our faith will allow us:

- To grow in spiritual, moral, cultural, vocational and liturgical understanding;
- To grow in understanding of our living faith tradition;
- To develop a sense of awe, wonder and inspiration in the person of Christ;
- To examine and reflect upon our own individual faith journeys;

- To develop the skills of prayer and our responses to it and being inspired into action, in line with our mission statement;
- To develop the skills to plan and lead our own acts of prayer and liturgy.

2. Legal Requirements

We acknowledge the legal requirement that there must be a daily act of worship for all pupils. The act of worship is not designated curriculum time and will not be subsumed under any part of the curriculum, including Religious Education.

Worship in this school is more than just a legal requirement. It is an integral part of school life and central to the Catholic tradition. It can take place at any time during the school day and can be either a single act of worship for all pupils, or separate acts of worship in school groups. We understand that it does not fulfil the requirement to simply hold an assembly that includes a prayer and that prayer and liturgy and assembly are two separate distinct activities.

3. What is Prayer and Liturgy?

What is Prayer?

Prayer is conversation with God, the angels and the saints.
Prayer should be experienced as a living relationship with God, in and through Jesus Christ.
All forms of prayer are God's gift.

What is Liturgy?

Liturgy is a communal act in which we praise and worship God.
Liturgy is the source and summit of the Church's life and our lives.
All good liturgies involve the proclaiming of the Scripture of Christ and his Church.
Liturgy is action and symbol; it speaks to the person, it involves all the senses: sight, touch, sound, taste and smell-as guided by the Holy Spirit.

For the purposes of this policy, Liturgy refers to all acts of Collective Worship held within school.

4. The Place of Prayer and Liturgy in the Life of our School and Community

We endorse the belief that prayer and liturgy takes into account the religious and educational needs of all who share in it:

- Those who form part of the worshipping community in Church;
- Those for whom school may be their first and only experience of Church;
- Those from other Christian traditions, or none;
- Those from other faith backgrounds.

It will be an educational activity or experience to which all can contribute and from which all can gain. Prayer and liturgy in this school is an integral part of school life and central to the Catholic tradition.

4.1 Organisation of Prayer and Liturgy

An Act of Prayer and Liturgy, appropriate for the liturgical season, takes place each day and can be celebrated as a whole school, key stage or class.

Prayer and Liturgy throughout the week is usually organised as follows:

Monday	Staff prayer Gospel Assembly
Tuesday	Musical Praise Hymn Practice
Wednesday	In-class prayer and liturgy- this can include phase/key stage prayer and liturgy
Thursday	Staff prayer Mass or Prayer Service
Friday	Gifts of God Celebration

On occasion, school will take part in assemblies, which are not linked to scripture or prayer, such as Safer Internet Day assembly, science assemblies or others which are curriculum-linked. These, therefore are not considered an act of prayer and liturgy and so are in addition to this.

During weeks in which there is a Holy Day of Obligation, Mass days are rearranged accordingly and all children celebrate these Masses.

Children say the designated prayers at the start and end of each day and a grace before and after meals (see appendix 1). Classes also say a 'prayer which should be known' after the lunchtime prayer.

4.2 Prayers which should be known

To ensure pupils have an awareness of a range of traditional prayers, the Birmingham Diocese have identified prayers which should be known:

EYFS	KS1	LKS2	UKS2
<ul style="list-style-type: none"> The Sign of the Cross The Lord's Prayer Hail Mary 	<ul style="list-style-type: none"> Morning Offering- KS1 Grace Before Meals- KS1 Grace After Meals- KS1 Prayer At The End Of The Day- KS1 Glory Be 	<ul style="list-style-type: none"> Morning Offering- KS2 Grace Before Meals- KS2 Grace After Meals- KS2 Prayer At The End Of The Day- KS2 The Apostles Creed An Act of Contrition Angel of God The Prayer of St Richard of Chichester Act of Faith Act of Hope Act of Love 	<ul style="list-style-type: none"> The Rosary The Magnificat Come, Holy Spirit

Learning these prayers includes teaching children the meaning, as well as how to pray them. Each key stage has a different group of these prayers to focus on as stated in the table above.

4.3 Planning for Prayer and Liturgy

Elements of prayer and liturgy, which must be used when planning, are:

- **Gather** – bringing everyone into the holy space (for example by playing music, sitting in a different way/thinking about the use of space, lighting candles);
- **Word** – sharing scripture to proclaim God's living word (for example by listening to scripture set to music, reading scripture, scripture through actions);
- **Respond** – responding to God's word through prayer, action or song (for examples, see Birmingham Diocesan Education Service's [BDES] 'Practical Prayer Ideas for the Classroom')
- **Mission** – sharing the message of the scripture for the children to hold onto from the experience of the liturgy that they can take into their daily lives and act upon.

There should be a sacred space (prayer table) in every learning room. This should be placed in a prominent position and reflect the current liturgical season. Sacred spaces should be clutter-free and be set up in a manner which inspires prayer. See appendix 2 for BDES guidance for prayer areas.

During liturgy (acts of Collective Worship), a prayer focal point should be created. For example, use of the Altar Table in the hall, appropriately dressed; or using the additional wooden tables in the classroom.

Pupils should develop the skills necessary to plan and lead prayer and liturgy with growing independence across the phases. This journey of progression is explicitly mapped out for our staff and pupils. (See appendix 4.)

Staff are expected to model high-quality prayerful acts of prayer and liturgy and then support and facilitate opportunities for pupils to plan and lead their own. See appendices for BDES planning templates and resource bank.

The Catholic Curriculum

Through the development of a Catholic Curriculum all staff have the knowledge and understanding of the Catholic Social Teaching themes. Staff ensure that through the Prayer and Liturgy there are opportunities for the pupils to develop their own knowledge and understanding of the key principles of the Catholic Social Teaching themes. Pupils are also encouraged to use this gained understanding to make, age appropriate links to their everyday lives and the world around them. The CAFOD resources are used to support this learning and it is also enhanced through trips, visitors to school and experiential days as well as involvement in charitable organisations.

The Catholic School Pupil Profile is also linked to the Catholic Curriculum and the appropriate virtues are chosen and celebrated through the Prayer and Liturgy. The virtues are:

- **Grateful & Generous**
- **Attentive & Discerning**
- **Compassionate & Loving**
- **Faith-filled & Hopeful**
- **Eloquent & Truthful**

- **Learned & Wise**
- **Curious & Active**
- **Intentional & Prophetic**

Mass

For Catholics, the Mass is central to the practice of the faith. At Mass, the Last Supper is remembered but also recreated. Bread and wine are transformed into the body & blood of Jesus. This belief (transubstantiation) is what distinguishes us from many other Christians. This sacrament is above all others because as members of the Church “we receive the Body of Christ and are increasingly being transformed into the Body of Christ”.¹

Mass takes place every other week in the Parish Church of St Francis Xavier and is prepared and led by a class, a school group or staff. The Mass must be prepared a week in advance and sent to the parish priest, who will highlight whether any amendments are to be made. On the weeks when Mass does not take place in the Parish Church, a school Prayer Service takes place instead in the school hall which is also led by a class, a school group or staff.

4.4 Links with the Parish and School Communities

All parents, parishioners and governors have an open invitation to our weekly Masses and Gifts of God assemblies. We also invite our school community, including parishioners, to special services, such as our Lenten services, Stations of the Cross or our May Procession. Throughout the year, classes hold their own class assemblies and we celebrate Our Lord's Nativity in our Christmas play and Carol Service- we invite all our school community, including parishioners, to these.

At the beginning of each year, Liturgy Leaders review and create prayer bags for each class which children take home and share with their families once a week.

5. Expectations for our school community

5.1 Pupils

Pupils are expected to:

- Participate enthusiastically in all acts of prayer and liturgy
- Be active listeners to the Word and action the messages in prayer and liturgy to the best of their ability through their mission
- Take part in the evaluation of prayer and liturgy

5.1.1 Liturgy Leaders

Liturgy Leaders are expected to:

- Be role models for the school's Catholic Ethos
- Be role models for planning, leading and participating in acts of prayer and liturgy
- Be responsible for maintaining and evaluating sacred spaces across the school, including prayer tables in classes, feeding back to the Principal or Vice Principal when needed
- Take notice of and act upon areas for improvement, in conjunction with the Principal and Vice Principal
- Take an active part in all other areas of prayer and liturgy across the school, when required

5.2 Parents and carers

We ask that parents and carers support the importance of Prayer and Liturgy by:

- Attending and participating in Masses, assemblies and prayer services where possible

¹ Youcat 211

- Support children in practising their readings, when applicable
- Where applicable, attend sacramental Masses of commitment
- Help the school evaluate the effectiveness of prayer and liturgy by completing surveys when available
- At home, where appropriate, support children to access and understand prayer, by, for example, using school prayer bags together

5.3 Staff

We ask that staff support the importance of Prayer and Liturgy by:

- Being role-models in attending and actively participating in acts of prayer and liturgy
- Lead high-quality prayer and liturgy, which act as excellent exemplars from which pupils are able to plan their own
- Support pupils in planning and leading acts of prayer and liturgy
- Provide pupils with meaningful prayer and liturgy experiences, including appropriately supporting those with SEND
- Assist pupils to develop the language of prayer and liturgy
- Teach pupils the traditional prayers of The Church (as identified by Birmingham Diocese)

5.4 Subject leader

The Prayer and Liturgy leader, in liaison with The Principal will be responsible for:

- Formulating and reviewing a written Prayer and Liturgy policy
- Coordinating the APOP (Annual Plan of Provision) to ensure there is a clear plan for all Masses, Holy Days of Obligation and celebration of the Word as well as a plan for the evaluation of prayer and liturgy.
- Monitoring the appropriateness and effectiveness of prayer and liturgy, including collective worship
- Providing training to new staff and/or where training needs are identified
- Ensuring that prayer and liturgy is appropriate to the age, aptitudes and family backgrounds of pupils;
- Ensuring that prayer and liturgy takes account of the religious and educational needs of all who share in it and is rooted in the Catholic teachings
- Liaise with the Parish Priest and the Parish Secretary with regard to the preparation and celebration of liturgy, prayer and Mass
- Ensure appropriate risk assessments are in place for religious visits, including visiting church
- Organising themes for worship;
- Assisting Governors, including the R.E. link governor in carrying out their legal responsibilities with regard to prayer and liturgy

5.5 Governors

The governing board will:

- Review this policy and ensure it is appropriate for our school's context
- Place the highest priority on the evaluation of the quality and impact of prayer and liturgy
- Ensure prayer and liturgy is embedded in the school's cycle of self-evaluation and planned improvements.

- Ensure provision for prayer and liturgy is prioritised when setting budgets and allocating resources

6. Policy Monitoring and Review

The Governance Committee are aware of their legal responsibilities in regard to prayer and liturgy, taking account of the requirements of the Education Reform Act 1988, Education Act 1996 and the school standard framework 1998. It is the overall responsibility of the Governance Committee, in consultation with the Principal, to ensure that the legal requirements are met and opportunities for quality prayer and liturgy are being delivered. Those responsible will ensure that acts of worship are in accordance and consistent with the rites and practices of the Catholic Church. This policy is monitored by the Prayer and Liturgy Leader and is evaluated and reviewed by the whole school staff every two years. The Local Governing Body (LGB) should review reports on the prayer life of the school.

The following will be monitored:

- Time set aside for prayer and liturgy;
- Whether the observed practice is consistent with agreed policy;
- Whether prayer and liturgy is resourced in terms of materials, visual aids etc;
- Staff development on prayer and liturgy and its impact;
- Prayer focus and its effectiveness in drawing pupils into prayer;
- Impact on pupils and members of the school community;
- Opportunities for pupils to develop the necessary skills to access worship and prayer;
- Records of themes and teachings of the Catholic Church covered in prayer and liturgy.

Observation and monitoring records should be kept and should form part of the self-review process. Outcomes of monitoring will be communicated to staff and the LGB with recommendations for future action.

7. Communication

This policy will be communicated to:

- All members of the school community;
- Parish priests or members of pastoral areas as appropriate;
- New members of staff and will form part of their induction;
- New parents, to promote positive attitudes towards prayer and liturgy.

8. Links to other policies

This policy is linked to our:

- Religious Education policy
- SMSVC Policy

9. GDPR

This policy adheres to the principles under data protection law. For further information please review the school's data protection policy published on the school's website.

10. Safeguarding

At St Francis Xavier Catholic Primary School, we're committed to helping pupils learn how to stay safe and treat others with respect. Our whole-school approach to Prayer and Liturgy helps prepare children for life in modern Britain and builds a culture where sexism, homophobia, biphobia, and any kind of sexual harassment or violence are not accepted. We have clear values that guide everything we do, and they're reflected throughout our Prayer and Liturgy. These sessions are inclusive and designed to suit the age and stage of development of our pupils.

Appendix 1

Daily Prayers

Morning Prayer- KS1 *(to be said during morning registration)*

Father in heaven, you love me,
you are with me night and day.
I want to love you always
in all I do and say.
I'll try to please you, Father,
bless me through the day.
Amen.

Grace Before Meals- KS1 *(to be said before children are dismissed for lunch)*

Bless us, O God, as we sit together.
Bless the food we eat today.
Bless the hands that made the food.
Bless us, O God.
Amen.

Grace after meals- KS1 *(to be said during afternoon registration)*

Thank you, God, for the food we have eaten.
Thank you, God, for all our friends.
Thank you, God, for everything,
Thank you God.
Amen.

Prayer at the end of the day- KS1 *(to be said before children are dismissed for the day)*

God our Father, I come to say
thank you for your love today.
Thank you for my family
and all the friends you give to me.
Guard me in the dark of night
and in the morning send your light.
Amen.

Morning Prayer- KS2 *(to be said during morning registration)*

O Jesus,
through the most pure heart of Mary,
I offer you all my prayers,
thoughts, works and sufferings of this day
for all the intentions of your most Sacred heart.
Amen

Grace Before Meals- KS2 *(to be said before children are dismissed for lunch)*

Bless us, O Lord, and these your gifts
which we are about to receive from your bounty.
Through Christ our Lord.
Amen

Grace after meals- KS2 *(to be said during afternoon registration)*

We give you thanks, Almighty God,
for all your benefits,
who live and reign, world without end.
Amen

Prayer at the end of the day- KS2 *(to be said before children are dismissed for the day)*

Lord Jesus Christ,
As we come to the end of this school day,
Help us to reflect and to pray:
For the difficulties I have known, I ask for your help.
For the blessings I have received; I thank you.
May I seek to be an instrument of your peace in my home today.
Each day is a gift.
May I look forward to a new start tomorrow.
May the journey of my life be an experience of your love,
your compassion,
your forgiveness
and your peace
Amen.

Appendix 2

BDES Guidance for Prayer Areas- *n.b. each classroom has a box of religious objects for prayer tables. Battery candles only to be used.*

Prayer Areas



Position the prayer areas as a focal point of the room.

EYFS & Key stage 1 children should be able to gather around the prayer area.

Key Stage 2 children should be able to easily face towards the prayer area.

Permanent items in a prayer area should include a crucifix, a Bible and a candle. You may also include a religious statue.

Ensure that an age appropriate Bible/Bible story is enthroned upon the table.

Prayer areas can display prayers of the Church at different times of the liturgical year. (The specific prayers the children are learning)

You could include opportunities for children to share their own prayer intentions in a box, basket or book etc.

The area should reflect other key events, commemorations and celebrations of the Liturgical Year Church at appropriate times e.g. during the month of October a statue of Mary or Rosary Beads can be placed.

Additional items may include images, quotes, poems, hymns, Catholic religious symbols and other objects reflecting seasonal prayer intentions of the Church e.g. harvest and creation.

✓	✗
<ul style="list-style-type: none"> - Involve children to help create the area. - Ask a colleague to come and view your prayer area to offer guidance and support. - Ensure you know when the Liturgical times of the year change and you know where the appropriate cloth is. - Change the items on the table to match the liturgical seasons. 	<ul style="list-style-type: none"> - Place the prayer area in a place where it is likely to be brushed against/damaged. - Place religious symbols and iconography pertinent to other faiths - This is a Catholic prayer area. - Have all the prayers for the whole year up. - Clutter your prayer area – Sometimes less is more.

Liturgical Colours for Prayer Areas

Advent - Purple	<p>4 weeks of Advent (Four Sundays before Christmas)</p> <ul style="list-style-type: none"> • Prayer areas during this season will be covered with a purple cloth and should include an Advent Wreath (to be lit at prayer time), an Advent Calendar (counting the days from the first day of Advent to Christmas), figures of Mary & Joseph waiting in the stable, journeying Wise Men and a Jesse Tree (Y4).
-----------------	--

	An image of Mary on the Diocesan Feast of the Immaculate Conception may also be displayed on 8 December.
Christmas - White and Gold	<p>Christmas Season from the Vigil Christmas Eve Mass until the Feast of the Baptism of the Lord.</p> <ul style="list-style-type: none"> • During the season of Christmas, prayer areas should be adorned in white and gold cloths to celebrate the birth of Christ. Flowers may also be placed in the prayer space (a Poinsettia has significant symbolism) . The crib would include a star, the figures of the nativity and then finally the Wise Men on Epiphany (6th January). • Symbols of baptism (cross, white garment, oil, water, light) may also be included on the Feast of the Baptism of Our Lord.
Ordinary Time 1 Green	<p>Ordinary time after the Feast of the Baptism of the Lord until Shrove Tuesday (Pancake day!)</p> <ul style="list-style-type: none"> • During this period of Ordinary Time, prayer areas will be covered in a green cloth. The figures of Mary, Joseph and Jesus in the crib can remain until February 2nd (The Presentation of Our Lord) and new candles which may have been blessed at Mass on this date may also be added.
Lent – Purple	<p>Lent - beginning on Ash Wednesday until the Vigil Mass on Easter Saturday Evening.</p> <ul style="list-style-type: none"> • In the season of Lent, the prayer area will be covered in a purple cloth. A 40 Days calendar to represent the time Jesus spent in the desert may also be added. Sand and stones could be used to recreate the emptiness of the desert. A bowl of ashes on the prayer space would serve as reminder of the ashes placed on the forehead on Ash Wednesday, the start of this season. <p>The Diocesan Feast of St. Chad is March 2nd, a St. Chad's Cross could be added to the prayer area to celebrate this Feast Day.</p>
Holy Week- Purple	<ul style="list-style-type: none"> • During Holy Week the prayer area will continue to be covered in purple cloth and palm crosses may be added on Palm Sunday. Images of the Stations of the Cross could be added as a reminder of the events of Jesus' arrest to his death. A crucifix should also be included as a reminder of Jesus' crucifixion on Good Friday. Symbols of Holy Week could also be added to the prayer space.
Easter Season - White and Gold	<p>Easter Season from Easter Sunday until Pentecost (The birthday of the Church)</p> <ul style="list-style-type: none"> • During the season of Easter, the prayer area should be adorned in white and gold cloth as a celebration of Jesus' resurrection on Easter Day. An Easter Garden could be added as a joyful reminder of the empty tomb which was discovered signifying Christ's resurrection on Easter Sunday. The word 'Alleluia' should feature prominently as a reminder that Christ is risen. Images of the risen Christ as well as a Risen Jesus crucifix would be appropriate. Flowers and symbols of new life including eggs would also celebrate this joyful time. Year 1 in particular should include a Paschal Candle/Easter Candle and lit to signify the light of Christ. • An image of the Ascension could be displayed on the Feast of the Ascension. • A statue or image of Our Lady for May, the month of Mary could be added.
Pentecost- Red	<ul style="list-style-type: none"> • On the Feast of Pentecost, the priest's vestments and cloths in church will be red. Symbols of the Holy Spirit (dove, wind, fire) could be displayed. This

	<p>is the church's birthday and therefore sharing birthday cake would be a joyful sign of this. Images of Pentecost could be used on prayer areas.</p>
<p>Ordinary Time 2 - Green</p>	<p>Ordinary Time following Pentecost Sunday until the Solemnity of Christ the King (the Sunday before Advent begins).</p> <ul style="list-style-type: none"> • During this second period of Ordinary Time, the prayer area would be covered in a green cloth. • Images of Our Lady for her birthday (9th September) could be displayed. • During the Harvest festival celebrations, objects of creation and offerings for the harvest festival could be displayed on the prayer area. • In the month of October, images of the Mysteries of the Rosary and Rosary beads can be displayed and used in prayer time. • Images of the saints on November 1 (the saint of the school or class saint names if relevant) could be displayed. • During the month of November (the Month of the Holy Souls), a book of prayer intentions could be included for those who have died. • Images of Christ the King could be displayed on this Feast Day, the week before Advent begins which is also National Youth Sunday.

Appendix 3





Planning for Collective Worship

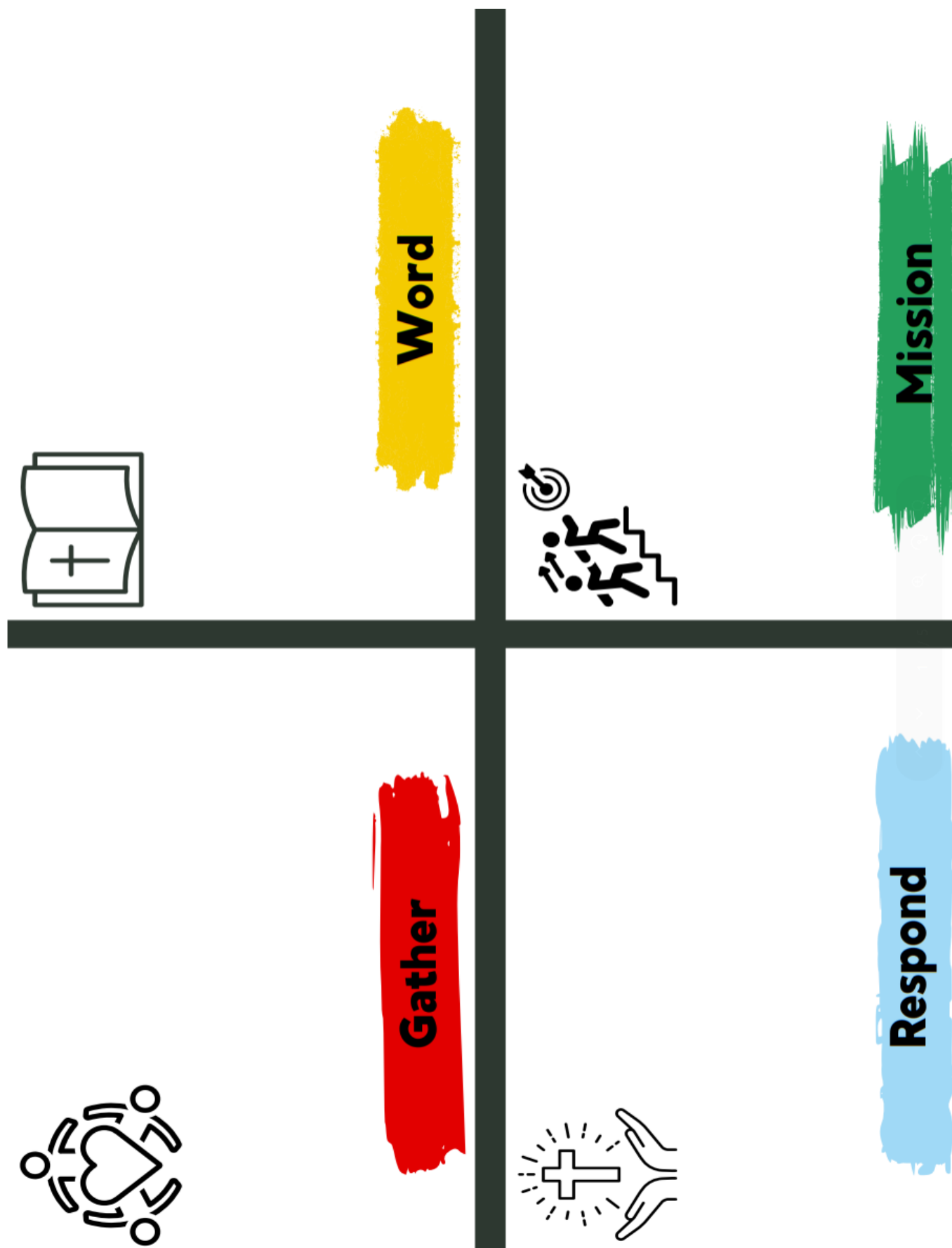
A number of useful resources can also be found in the staff planning area through SharePoint, such as: Practical Prayer Ideas for The Classroom booklet, useful websites, Practical Prayer Ideas booklet. Staff can also utilise school's Ten:Ten subscription.


Liturgy Planner

Date:	
Liturgical Season/Feast	
Key Stage/Year Groups	

[When are we celebrating? Who will be celebrating? Where will we celebrating? Environment]

	Resources/ Additional Information [Which ministries are needed? What needs to be prepared?]
 Gathering [To become a gathered assembly. To prepare us to participate—to listen and respond]	
 Word [Participating in the Word of God (readings from scriptures, singing the psalms), is common to all Catholic worship.]	
 Responding [Our response can be made up silence, reflection, prayer, symbolic action or song.]	
 Mission [In our liturgical celebrations we offer praise to God; we are also strengthened in our mission to live as Christ in the world.]	







Take something to share at home



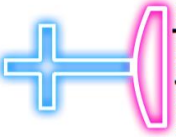
Special Challenge

Play music



Light a candle




Use artwork and prayer focus items



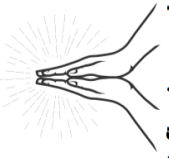

New Testament Scripture




Old Testament Scripture


Act out the word

Reflection on the Word




Social Media Response



Open Prayer




Creative Response

Individual Post it response



Meditation



Remember a sentence



Appendix 4

St Francis Xavier Catholic Primary School Catholic Primary School Planning and Leading Prayer and Liturgy Progression

Year Group	Provision	Liturgy Leader Teams
EYFS	<p>Adult-Led Worship</p> <p>Teacher to explicitly model high-quality in-class prayer and liturgy during Autumn 1.</p> <p>Using the child-led planning sheet (see Appendix 3), adults give children (whole class, group and/or individual) two activities from each of the four elements (G, W, R, M) to choose from. This increases throughout the year until children are choosing from all options and they begin to suggest their own activity ideas.</p> <p>Throughout the academic year, children become more confident/independent in creating the prayer focal point.</p> <p>This develops into being able to self-choose appropriate religious objects, including consideration of the liturgical season (with adult guidance)</p> <p>The teacher plans and coordinates all Masses and class assemblies, distributing scripture, prayers etc. to children.</p>	<p>YR and Y1 Liturgy Leaders ("LL") will explore their role by attending LL meetings, closely supported by Liturgy leaders from older classes and the Subject Lead. They will input into class prayer and liturgy by feeding back from/into LL meetings, with support. They will be responsible for looking after prayer areas and resources within their classroom. They will try to be collective worship role models in their class.</p>

<p>Year 1</p>	<p>Adult-Directed Worship (i.e. adults lead planning with child input and then direct children in leading)</p> <p>Teacher to explicitly model high-quality in-class prayer and liturgy during Autumn 1.</p> <p>Using the child-led planning sheet (see Appendix 3), children (whole class, group and/or individual) choose activities from each of the four elements (G, W, R, M). Children are encouraged to suggest their own activities (<i>adults could use the Practical Prayer Ideas for The Classroom booklet to inspire</i>) so that by the Spring Term, they are confident in doing this mostly independently.</p> <p>Children lead different elements of the prayer and liturgy session as directed by an adult. At the beginning of the academic year, each element (G, W, L, M) will be focused on for children to lead and understand how to do so appropriately (e.g.: <i>Spring 1 may be a focus on the 'Respond' element and the teacher ensures children truly understand how to proclaim the word of God</i>) Children should be given sufficient time to practice.</p> <p>The teacher plans and coordinates all Masses and class assemblies, distributing scripture, prayers etc. to children.</p>	
<p>Year 2</p>	<p>Adult-Directed Worship (i.e. adults facilitate planning and then direct children in leading)</p> <p>Teacher to explicitly model high-quality in-class prayer and liturgy during Autumn 1.</p> <p>Using the child-led planning sheet (see Appendix 3) and adult-selected focus, children (whole class, group and/or individual), with direction (e.g.: <i>if the child plans to play music for the 'Gather' section, the adult selects the specific hymn/song</i>), plan the prayer and liturgy session</p>	<p>Y2 Liturgy Leaders will play an active role in class prayer and liturgy opportunities. They will contribute to the development of these opportunities by feeding back from/into LL meetings. They will be responsible for looking after prayer areas and resources within their classroom and begin to make choices about the resources to be used. They will try to be prayer and liturgy role models in their class.</p>

	<p>for each of the four elements (G, W, R, M). Children use a combination of the planning template-suggested activities and their own (<i>adults could share the Practical Prayer Ideas for The Classroom booklet to inspire</i>).</p> <p>Children lead all elements of the prayer and liturgy session as coordinated by an adult. Children should be given sufficient time to practice.</p> <p>The teacher plans and coordinates all Masses and class assemblies, distributing scripture, prayers etc. to children. Through teacher-facilitated discussion, children begin to contribute towards planning.</p>	
Year 3	<p>Child-Led Worship (with adult support in planning and delivery)</p> <p>Teacher to explicitly model high-quality in-class prayer and liturgy during Autumn 1.</p> <p>Using the child-led planning sheet (see Appendix 3) and adult-guidance for the focus, children (whole class, group and/or individual), with support (<i>e.g.: if the child plans to play music for the 'Gather' section, the adult helps to identify the specific hymn/song</i>), plan the prayer and liturgy session for each of the four elements (G, W, R, M). Children use a combination of the child-led planning template-suggested activities and their own (<i>adults share the Practical Prayer Ideas for The Classroom booklet to inspire</i>). Adults model making planning choices that are linked to the chosen scripture and justifying these choices</p>	<p>Y3 Liturgy Leaders will play an active role in class worship opportunities by modelling leadership for other pupils. They will proactively contribute to the development of these and other opportunities by feeding back from/into LL meetings and overseeing development (with support). They will be responsible for looking after prayer areas and resources within their classroom and making choices about the resources to be used. They will be prayer and liturgy role models in their class.</p>

	<p>Children lead all elements of the prayer and liturgy session, supported by an adult. Children should be given sufficient time to practice.</p> <p>The teacher plans and coordinates all Masses and class assemblies, distributing scripture, prayers etc. to children. Through teacher-facilitated discussion, children begin to contribute towards planning.</p>	
Year 4	<p>Child-Led Worship (with adult support in planning)</p> <p>Teacher to explicitly model high-quality in-class prayer and liturgy during Autumn 1.</p> <p>Adults decide the theme of prayer and liturgy opportunities and support children in deciding upon relevant scripture. Children work independently at the planning stage, but prior to delivering their liturgy opportunities (or during planning), their planning is checked/directed to ensure its relevance to the chosen scripture and theme. Where possible, children will share liturgy opportunities with other classes in different locations around school and beyond. Pupils will record prayer and liturgy opportunities by completing planning pro forma (starting with child-led planning template and moving onto main planning pro forma)</p> <p>The teacher plans and coordinates all Masses and class assemblies, distributing scripture, prayers etc. to children. Through teacher-facilitated discussion, children increase their contribution towards planning.</p>	<p>Y4 Liturgy Leaders will play an active role in class prayer and liturgy opportunities by modelling leadership for other pupils as well as beginning to support others when leading. They will proactively contribute to the development of these and other opportunities by feeding back from/into LL meetings and overseeing development. They will be responsible for looking after prayer areas and resources within their classroom and making choices about the resources to be used. They will be prayer and liturgy role models in their class.</p>

Year 5

Child-Led Worship (with adult support)

Teacher to explicitly model high-quality in-class prayer and liturgy during Autumn 1.

Children plan mostly independently are able to justify their planning choices when challenged to do so. Creativity is encouraged. Adults may help to direct more complex parts of liturgy, such as questioning, so as to ensure themes are explored in depth. Where possible, children will share liturgy opportunities with other classes in different locations around school and beyond. Pupils will record liturgy opportunities by completing the main planning pro forma

The teacher plans and coordinates Masses and class assemblies, distributing scripture, prayers etc. to children. Through teacher-facilitated discussion, children further increase their contribution towards planning.

Y5 Liturgy Leaders will play an active role in class liturgy opportunities by supporting other children when planning and leading worship. They will proactively contribute to the development of these and other opportunities by feeding back from/into LL meetings, overseeing development and suggesting next steps. They will be responsible for looking after prayer areas and resources within their classroom and making choices about the resources to be used, as well as supporting children from younger classes in the development of their prayer areas. They will be prayer and liturgy role models in their class

Year 6

Child-Led Worship (independent)

Teacher to explicitly model high-quality in-class prayer and liturgy during Autumn 1.


By the end of Year 6, most children will be able to plan and deliver creative liturgy and other worship opportunities independently, including the selection of a liturgically-relevant theme and scripture. Their choice of supporting resources and artefacts will show creativity and resourcefulness, underpinned by liturgical awareness. They will be able to justify their planning and choice of activities by linking these to their chosen scripture – and make this explicit during delivery (e.g. “We have chosen to display the symbol of the dove because...”).

In addition, more able children will be able to:

- lead meaningful, structured discussion of scripture, etc. independently, seeking contributions from their peers and responding to these in a meaningful way.
- Be particularly creative and resourceful in their planning of liturgy opportunities.
- Support peers and younger children in planning liturgy.
- Help evaluate prayer and liturgy opportunities and make suggestions for future developments.
- Have considered what prayer and liturgy might be like in their future, beyond primary school, and have ideas about how they might wish to pursue it.

Y6 Liturgy Leaders will play an active role in class liturgy opportunities by supporting other children (across the school when possible) when planning and leading prayer and liturgy. They will contribute to the development of these opportunities by collaboratively deciding the agenda for LL meetings, monitoring development at whole school level and suggesting ways to implement next steps. They will be responsible for looking after prayer areas and resources within their classroom, suggesting new resources to be used, as well as supporting children from younger classes in the development of their prayer areas.

The Y6 LL will play a proactive role in planning, setting up for and delivering whole school worship opportunities. They will be exemplary and prominent role models in all forms of prayer and liturgy. They will have responsibility for gathering and recording child and adult feedback after liturgy opportunities. They will contribute to and influence whole school prayer and liturgy development through regular contact with SLT, including working with the subject leader in developing new liturgy ideas. At some points during the year, Y6 LL will join liturgy opportunities across the school, conduct pupil voice questionnaires and contribute to the monitoring and evaluation of prayer and liturgy and action plan for the next school year.



The teacher plans and coordinates Masses and class assemblies, distributing scripture, prayers etc. to children. Through teacher-facilitated discussion, children contribute towards planning.
